

Scaled data based on original data using
LM-79-08 Approved Method: Electrical and Photometric Measurements of Solid-
State Lighting Products

Test Report Prepared for
Cooper Lighting Solutions
(formerly Eaton)

Brand: INVUE

Report Number: P141124

Luminaire Tested: **EMM-F03-LED-E1-SL3-7030**

Issue Date: 03/03/2020

Test Information

Test Method: LM-79-08
Report Number: P141124
REPORT IS SCALED FROM IESNA LM-79-08 TEST DATA (P33691)
Test Lab: INNOVATION CENTER-P3
Issue Date: 03/03/2020
Manufacturer: COOPER LIGHTING SOLUTIONS (FORMERLY EATON)
Product Line: INVUE
Catalog Number: EMM-F03-LED-E1-SL3-7030
Description: EPIC MODERN MEDIUM DECORATIVE LED LUMINAIRE
(3) LIGHTBARS WITH AccuLED OPTICS - TYPE 3 W/ SPILL LIGHT CONTROL
Light Source: (21) 3000K CCT, 70 CRI LEDs
Ballast/Driver: -

Summary

Lumens per Lamp: N/A
Luminaire Lumens: 6545.9 lumens
Efficiency: N/A
Efficacy: 83.6 lumens/watt
Luminous Opening: Rectangular (W 0.5' x L: 1' x H: 0')
IES Classification: Type III - Short - Semi-Cutoff
BUG Rating: B1 - U0 - G2

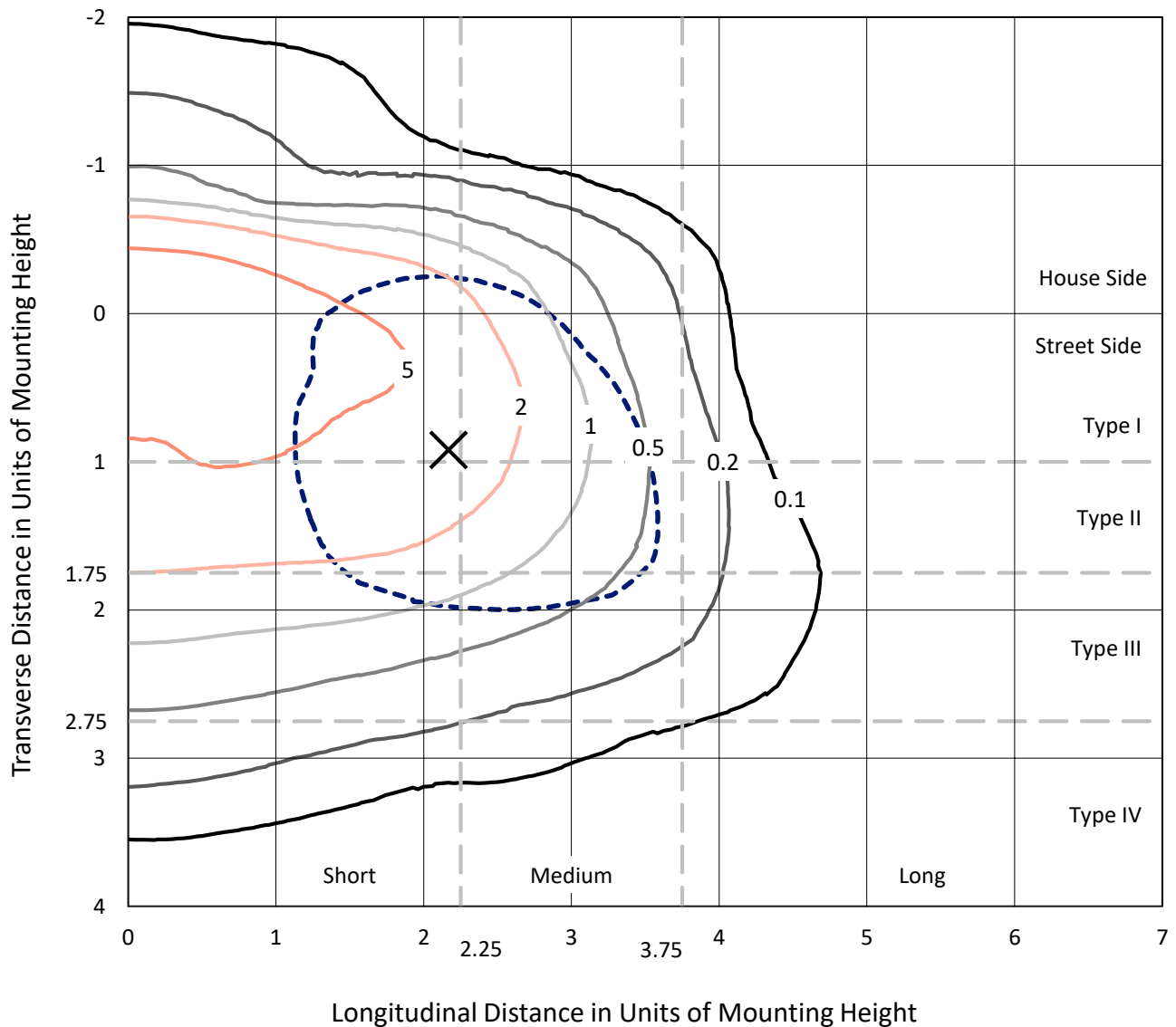
Input Watts (W): 78.3
Input Voltage (V): NR
Input Current (Ain): NR
Voltage Rise (V): NR
Power Factor: NR
Total Harmonic Distortion (THDi): NR
Frequency (hertz): 60
Stabilization Time: NR
Operation Time: NR
Ambient Temperature (°C): NR
Test Distance: 25 FT



REPORT NUMBER: P141124
 CATALOG NUMBER: EMM-F03-LED-E1-SL3-7030

Iso-Footcandle Lines of Horizontal Illumination

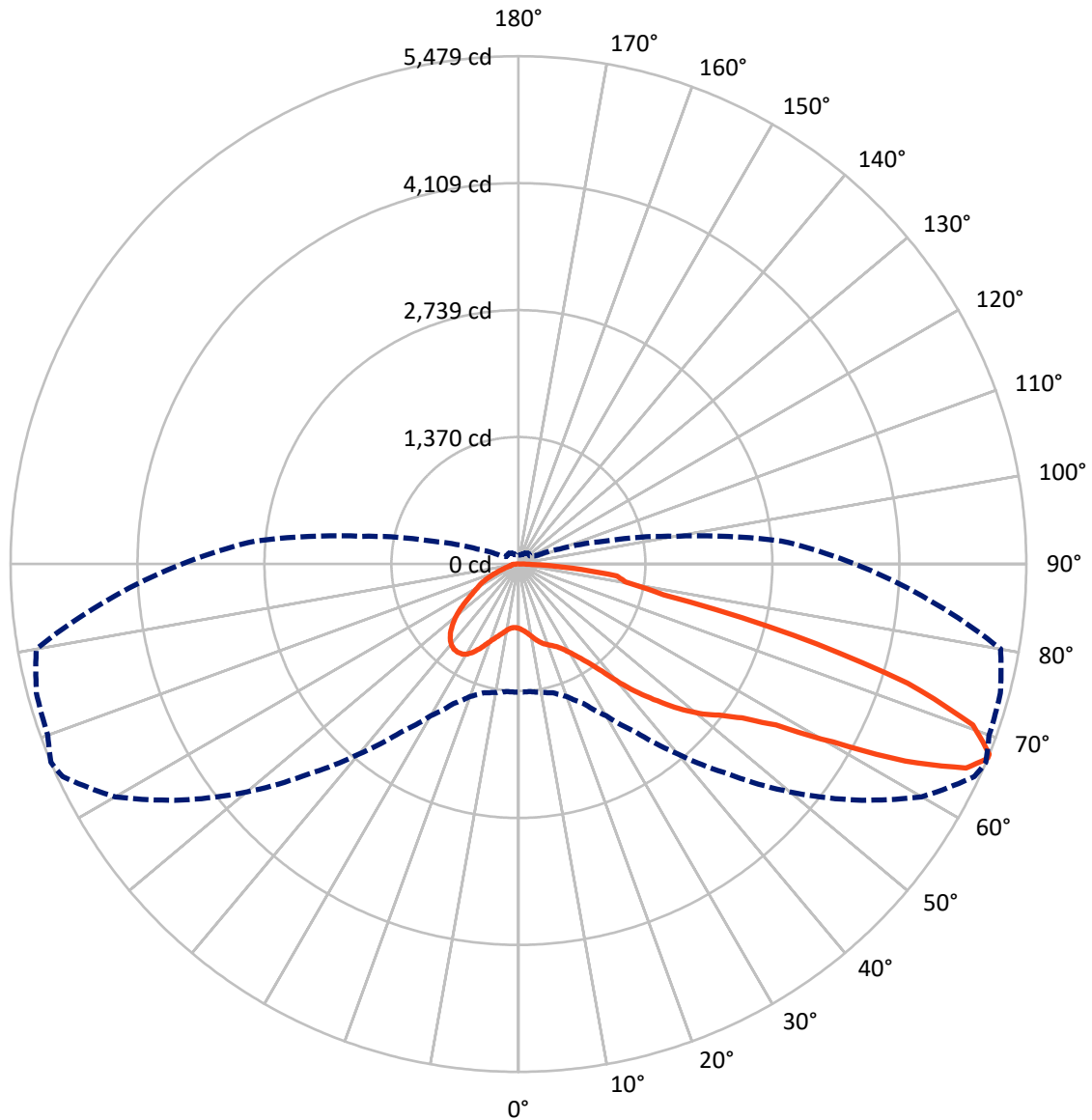
× Max cd
 - - - 1/2 Max cd



Based on 10 foot mounting height. Maximum calculated value = 9.1 fc
 Type III - Short - Semi-Cutoff

REPORT NUMBER: P141124
CATALOG NUMBER: EMM-F03-LED-E1-SL3-7030

Luminous Intensity Polar Plot



— Vertical Plane Through 67-Deg Lateral - - - Horizontal Cone Through 67-Deg Vertical

REPORT NUMBER: P141124

CATALOG NUMBER: EMM-F03-LED-E1-SL3-7030

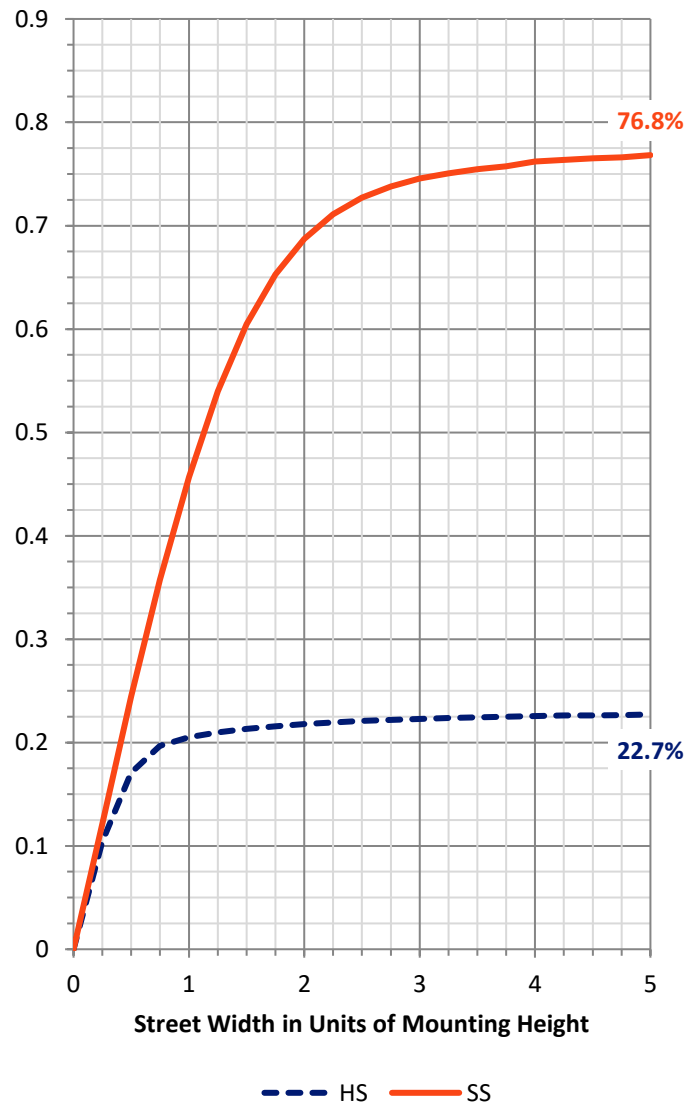
FLUX DISTRIBUTION:

		Downward	Upward	Total
House Side	Lumens	1505.9	0.0	1505.9
	% Fixture	23.0	0.0	23.0
Street Side	Lumens	5040.0	0.0	5040.0
	% Fixture	77.0	0.0	77.0
Total	Lumens	6545.9	0.0	6545.9
	% Fixture	100.0	0.0	100.0

Coefficient of Utilization

ZONAL LUMENS:

Zone	Lumens	% Fixture
0°-10°	69.6	1.1
10°-20°	240.7	3.7
20°-30°	428.5	6.5
30°-40°	616.0	9.4
40°-50°	938.8	14.3
50°-60°	1371.3	20.9
60°-70°	1847.7	28.2
70°-80°	907.2	13.9
80°-90°	126.1	1.9
90°-100°	0.0	0.0
100°-110°	0.0	0.0
110°-120°	0.0	0.0
120°-130°	0.0	0.0
130°-140°	0.0	0.0
140°-150°	0.0	0.0
150°-160°	0.0	0.0
160°-170°	0.0	0.0
170°-180°	0.0	0.0
0°-90°	6545.9	100.0
0°-180°	6545.9	100.0



REPORT NUMBER: P141124

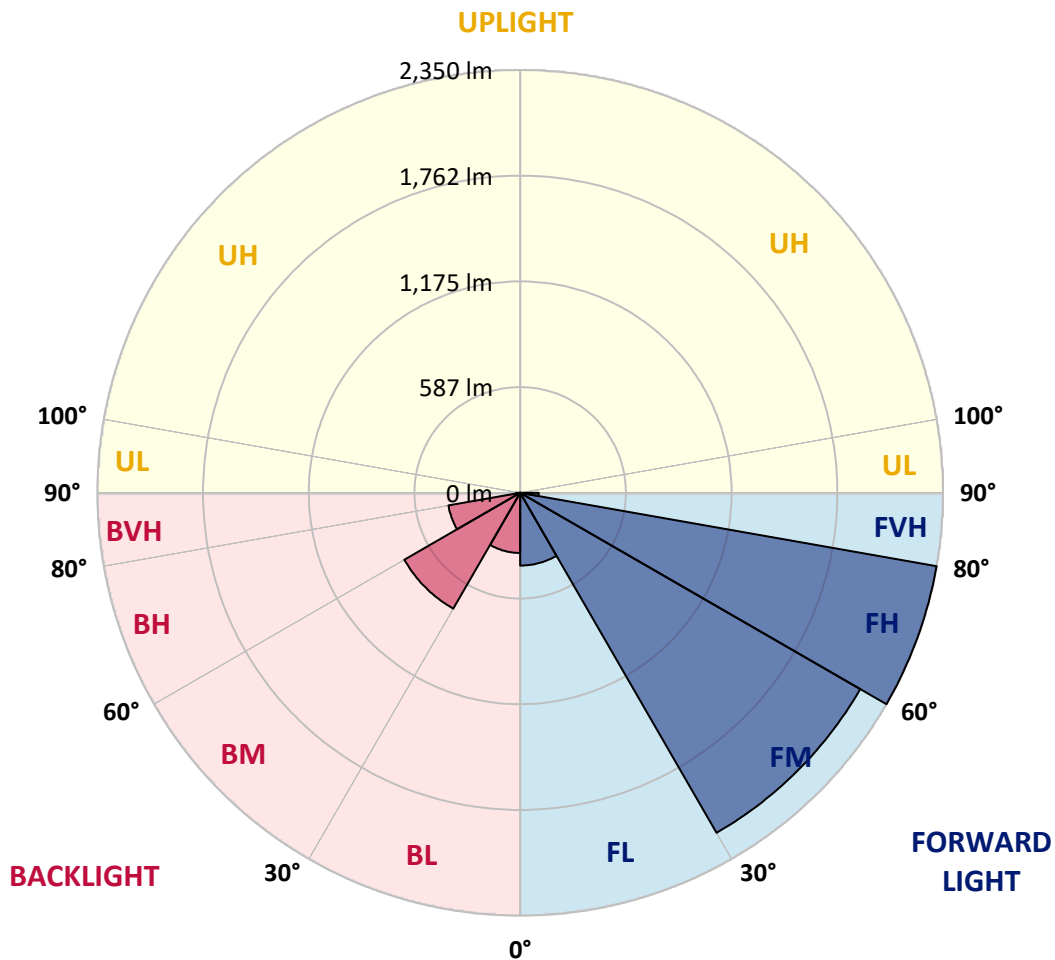
CATALOG NUMBER: EMM-F03-LED-E1-SL3-7030

LUMINAIRE CLASSIFICATION SYSTEM LUMEN TABLE AND BUG RATING:

Zone	Lumens	% Fixture	Zone Rating/Lumen Limit		
			B	U	G
FL (0°-30°)	404.3	6.2			
FM (30°-60°)	2182.3	33.3			
FH (60°-80°)	2350.0	35.9			G2/5000
FVH (80°-90°)	103.4	1.6			G2/225
BL (0°-30°)	334.4	5.1	B1/500		
BM (30°-60°)	743.8	11.4	B1/1000		
BH (60°-80°)	404.9	6.2	B1/500		G1/500
BVH (80°-90°)	22.7	0.3			G1/100
UL (90°-100°)	0.0	0.0		U0/0	
UH (100°-180°)	0.0	0.0		U0/0	

BUG Rating: B1-U0-G2

Type III Short





REPORT NUMBER: P141124

CATALOG NUMBER: EMM-F03-LED-E1-SL3-7030

CANDELA DISTRIBUTION (FULL):

	0°	5°	10°	15°	20°	25°	30°	35°	40°	45°	50°
0°	694.4	694.4	694.4	694.4	694.4	694.4	694.4	694.4	694.4	694.4	694.4
2.5°	730.6	726.8	729.9	729.1	726.8	723.8	725.3	723.1	721.6	719.3	717.0
5°	778.1	775.9	774.4	772.1	770.6	768.3	766.8	763.0	757.8	754.0	751.0
7.5°	824.9	824.1	821.9	818.8	812.8	811.3	806.0	802.2	797.7	790.2	784.2
10°	879.9	879.2	875.4	870.9	864.1	857.3	851.3	842.2	833.2	826.4	821.1
12.5°	946.3	942.5	935.0	928.9	921.4	910.8	901.0	890.5	877.6	867.1	861.1
15°	1012.6	1008.1	1002.1	993.8	982.5	968.1	953.8	938.0	918.4	904.8	896.5
17.5°	1066.9	1063.9	1057.1	1045.8	1034.5	1017.1	998.3	976.4	952.3	931.9	919.1
20°	1106.1	1103.1	1092.5	1079.0	1063.9	1044.3	1023.9	999.8	971.1	946.3	931.9
22.5°	1122.7	1118.2	1106.1	1088.0	1067.7	1043.5	1021.7	1001.3	974.9	956.1	941.0
25°	1128.0	1122.7	1106.9	1084.2	1057.9	1026.9	1002.1	986.2	970.4	963.6	958.3
27.5°	1125.0	1120.4	1103.1	1075.2	1039.8	1003.6	977.2	965.9	966.6	979.4	985.5
30°	1114.4	1109.1	1093.3	1062.4	1024.7	985.5	962.1	958.3	975.7	1008.1	1032.2
32.5°	1097.1	1093.3	1080.5	1054.1	1020.2	986.2	969.6	977.9	1008.1	1058.6	1100.1
35°	1092.5	1091.8	1085.8	1071.4	1046.5	1024.7	1017.9	1041.3	1091.0	1160.4	1213.2
37.5°	1091.8	1095.6	1098.6	1098.6	1093.3	1091.8	1112.1	1144.6	1218.5	1305.2	1391.1
40°	1106.9	1113.6	1128.7	1148.3	1167.2	1194.3	1235.8	1296.9	1373.8	1479.3	1586.4
42.5°	1153.6	1168.7	1194.3	1228.3	1277.3	1327.8	1394.9	1471.0	1569.8	1676.1	1782.4
45°	1244.8	1266.7	1285.6	1339.1	1403.9	1463.5	1551.0	1651.2	1759.8	1893.3	2007.9
47.5°	1365.5	1381.3	1420.5	1477.1	1556.2	1641.4	1725.9	1813.4	1943.8	2083.3	2222.0
50°	1486.1	1498.2	1539.7	1606.0	1710.1	1803.6	1900.1	1986.8	2099.1	2246.9	2382.6
52.5°	1575.8	1592.4	1628.6	1693.5	1810.3	1916.7	2026.7	2122.5	2249.2	2381.9	2523.6
55°	1637.7	1648.2	1681.4	1744.7	1854.8	1976.2	2100.6	2218.2	2369.0	2519.1	2660.1
57.5°	1647.5	1658.0	1688.2	1744.0	1851.1	1978.5	2121.0	2265.0	2447.5	2645.8	2830.5
60°	1636.2	1644.5	1670.8	1716.8	1817.9	1957.4	2127.0	2308.0	2532.7	2788.3	3052.2
62.5°	1585.6	1593.9	1618.1	1655.8	1745.5	1896.3	2108.9	2371.3	2654.1	2975.3	3362.1
65°	1490.6	1495.9	1518.5	1548.7	1639.2	1792.2	2026.7	2358.5	2749.8	3187.1	3687.8
67°	1382.8	1380.6	1406.2	1436.4	1519.3	1660.3	1889.5	2216.0	2673.7	3203.7	3824.3
67.5°	1349.6	1355.7	1380.6	1401.7	1482.4	1618.8	1838.2	2160.9	2608.8	3166.0	3822.0
70°	1114.4	1125.7	1139.3	1152.9	1223.7	1324.0	1485.4	1797.5	2159.4	2687.2	3469.9
72.5°	764.5	741.9	751.7	747.2	769.1	832.4	944.8	1219.2	1506.5	1960.4	2575.6
75°	387.6	412.4	409.4	428.3	459.2	499.1	551.2	653.7	879.2	1146.1	1593.9
77.5°	217.2	211.1	232.2	236.8	254.8	297.1	389.1	524.0	627.3	736.7	901.0
80°	98.8	109.3	116.1	105.6	109.3	118.4	153.8	241.3	405.6	617.5	710.3
82.5°	55.0	58.8	68.6	69.4	72.4	74.6	80.7	93.5	125.9	254.8	501.4
85°	34.7	36.2	46.0	50.5	52.8	52.8	52.8	55.8	64.1	75.4	129.7
87.5°	12.8	13.6	21.1	27.9	28.7	27.1	25.6	29.4	27.1	27.9	42.2
90°	0.0	0.0	0.0	0.0	0.0	0.0	0.0	0.0	0.0	0.0	0.0



REPORT NUMBER: P141124

CATALOG NUMBER: EMM-F03-LED-E1-SL3-7030

CANDELA DISTRIBUTION (continued):

	55°	60°	65°	67°	70°	75°	80°	85°	90°	95°	100°
0°	694.4	694.4	694.4	694.4	694.4	694.4	694.4	694.4	694.4	694.4	694.4
2.5°	715.5	712.5	709.5	708.8	706.5	705.0	701.2	698.2	695.2	692.9	690.7
5°	744.2	738.2	732.9	730.6	727.6	723.8	716.3	711.0	706.5	702.0	697.4
7.5°	776.6	769.1	761.5	758.5	754.0	747.2	738.9	732.9	725.3	718.6	712.5
10°	812.8	804.5	798.5	795.5	791.7	781.9	776.6	766.1	757.8	748.7	741.2
12.5°	852.0	848.2	839.9	836.9	833.2	826.4	818.8	809.8	799.2	789.4	780.4
15°	887.5	881.4	876.1	875.4	873.1	869.4	859.6	849.8	840.7	827.9	820.3
17.5°	909.3	907.1	906.3	905.5	904.0	901.8	897.3	886.7	878.4	867.8	857.3
20°	922.9	925.1	928.9	931.9	933.4	935.0	932.7	922.1	913.8	904.8	895.7
22.5°	937.2	943.2	953.0	957.6	962.8	970.4	968.9	962.1	957.6	947.0	940.2
25°	957.6	969.6	986.2	992.3	1002.1	1011.9	1014.1	1010.4	1005.8	998.3	998.3
27.5°	992.3	1009.6	1031.5	1044.3	1054.1	1067.7	1072.2	1069.9	1070.7	1066.1	1076.7
30°	1046.5	1070.7	1100.1	1113.6	1125.7	1141.5	1144.6	1149.1	1146.1	1154.4	1167.2
32.5°	1128.7	1158.9	1189.0	1201.9	1212.4	1229.0	1238.8	1235.8	1246.4	1251.6	1269.7
35°	1255.4	1285.6	1308.9	1311.2	1323.3	1332.3	1341.4	1338.3	1367.0	1378.3	1388.1
37.5°	1430.3	1456.0	1470.3	1465.0	1450.7	1468.0	1480.1	1498.2	1516.3	1536.6	1500.4
40°	1657.3	1698.0	1692.0	1684.4	1657.3	1661.0	1666.3	1676.1	1706.3	1699.5	1596.2
42.5°	1872.9	1914.4	1907.6	1899.3	1863.1	1844.3	1858.6	1875.9	1892.5	1828.4	1674.6
45°	2090.8	2128.5	2096.1	2107.4	2075.0	2066.7	2094.6	2104.4	2085.5	1967.9	1741.0
47.5°	2317.0	2357.7	2341.9	2330.6	2307.2	2305.0	2320.8	2335.9	2261.2	2069.0	1790.7
50°	2490.4	2550.8	2542.5	2535.7	2510.0	2507.0	2544.7	2555.3	2421.1	2176.0	1840.5
52.5°	2623.9	2702.3	2717.4	2708.3	2702.3	2703.8	2812.4	2796.6	2611.1	2305.7	1898.6
55°	2781.5	2862.9	2918.0	2929.3	2944.3	2966.2	3181.1	3157.7	2873.5	2492.7	1959.6
57.5°	2990.3	3141.1	3224.1	3275.3	3316.8	3458.6	3731.5	3641.8	3236.9	2734.0	2032.0
60°	3298.0	3597.3	3769.2	3899.7	3981.8	4229.1	4560.2	4229.9	3659.1	3023.5	2127.0
62.5°	3791.8	4280.4	4609.2	4683.1	4717.7	4953.0	5189.7	4680.0	3963.7	3215.0	2142.1
65°	4270.6	4881.4	5265.1	5308.1	5282.5	5345.8	5412.2	4693.6	3892.9	3124.5	1965.7
67°	4439.5	5023.1	5426.5	5478.5	5403.1	5382.8	5281.7	4446.3	3628.2	2847.1	1719.9
67.5°	4430.5	5006.5	5425.0	5477.8	5403.1	5370.7	5222.2	4346.8	3524.2	2779.2	1672.4
70°	4083.6	4637.1	5103.0	5201.8	5160.3	5074.4	4679.3	3681.8	2920.2	2280.1	1289.3
72.5°	3315.3	3913.2	4282.7	4392.0	4421.4	4200.5	3485.0	2577.1	2105.1	1629.4	935.0
75°	2225.8	2819.9	3122.3	3067.2	2888.5	2512.3	1839.7	1359.5	1153.6	947.8	578.3
77.5°	1262.2	1720.6	1697.2	1602.2	1451.4	1074.4	521.8	282.7	269.9	315.2	245.0
80°	843.0	1060.9	1133.3	1170.2	1161.9	794.7	215.6	109.3	94.2	94.2	92.7
82.5°	703.5	916.9	1038.2	1070.7	997.5	603.9	128.9	71.6	57.3	64.1	71.6
85°	296.3	462.2	611.5	588.1	467.5	235.2	65.6	37.7	37.7	49.8	62.6
87.5°	71.6	106.3	150.0	145.5	116.9	54.3	33.2	23.4	23.4	38.5	54.3
90°	0.0	0.0	0.0	0.0	0.0	0.0	0.0	0.0	0.0	0.0	0.0



REPORT NUMBER: P141124

CATALOG NUMBER: EMM-F03-LED-E1-SL3-7030

CANDELA DISTRIBUTION (continued):

	105°	110°	115°	120°	125°	130°	135°	140°	145°	150°	155°
0°	694.4	694.4	694.4	694.4	694.4	694.4	694.4	694.4	694.4	694.4	694.4
2.5°	689.9	686.9	686.9	683.9	682.4	680.9	680.1	680.9	678.6	676.3	677.1
5°	693.7	689.2	686.9	681.6	678.6	675.6	673.3	672.6	668.8	666.5	666.5
7.5°	706.5	700.5	695.9	689.9	683.9	679.3	675.6	673.3	668.0	664.3	663.5
10°	732.9	724.6	717.8	708.8	700.5	694.4	687.6	683.9	677.8	674.1	672.6
12.5°	772.1	760.0	749.5	735.9	726.1	717.0	713.3	707.2	705.0	702.7	703.5
15°	809.0	794.7	784.9	774.4	763.0	757.8	750.2	749.5	750.2	746.5	746.5
17.5°	846.7	835.4	824.1	820.3	809.8	806.0	800.7	797.7	790.9	784.2	775.9
20°	885.9	879.9	875.4	870.9	868.6	859.6	846.0	830.1	808.3	788.7	772.1
22.5°	936.5	932.7	933.4	929.7	917.6	895.0	864.1	830.9	795.5	763.8	738.9
25°	1000.5	1004.3	999.8	980.9	946.3	900.3	852.8	806.0	759.3	721.6	687.6
27.5°	1082.0	1079.0	1057.9	1009.6	950.0	884.4	823.4	767.6	711.8	668.0	625.8
30°	1171.0	1149.1	1094.0	1018.6	935.0	855.8	780.4	715.5	650.7	599.4	551.9
32.5°	1260.7	1198.1	1109.1	1008.1	908.6	815.1	730.6	654.5	579.8	522.5	467.5
35°	1328.5	1228.3	1106.9	985.5	868.6	761.5	663.5	569.3	482.6	413.9	358.1
37.5°	1391.1	1244.8	1091.8	950.8	813.6	690.7	568.5	466.7	379.3	310.6	262.4
40°	1429.6	1243.3	1062.4	893.5	737.4	586.6	453.9	349.1	272.2	221.7	195.3
42.5°	1452.2	1227.5	1011.9	817.3	632.6	469.7	334.8	240.5	193.8	171.9	159.8
45°	1463.5	1193.6	949.3	715.5	505.9	335.5	230.7	173.4	154.6	148.5	145.5
47.5°	1456.7	1146.1	859.6	600.9	377.0	230.0	165.1	146.3	140.2	137.2	136.5
50°	1440.9	1084.2	765.3	476.5	267.7	165.1	138.7	133.5	131.2	130.4	128.9
52.5°	1418.3	1011.1	657.5	369.5	190.0	137.2	129.7	127.4	125.9	123.7	122.9
55°	1380.6	920.6	547.4	272.2	152.3	129.7	125.9	125.2	122.1	119.9	118.4
57.5°	1335.3	824.1	443.3	213.4	140.2	126.7	124.4	123.7	120.6	117.6	114.6
60°	1312.7	756.3	364.9	184.7	138.0	128.2	126.7	125.2	121.4	116.9	113.1
62.5°	1256.9	683.1	314.4	175.7	141.0	133.5	132.7	129.7	124.4	119.9	113.9
65°	1112.9	579.8	267.7	166.6	145.5	141.8	143.3	139.5	133.5	125.9	116.1
67°	940.2	471.2	226.2	159.8	150.8	153.1	155.3	153.1	143.3	131.9	119.1
67.5°	893.5	438.8	214.9	157.6	152.3	155.3	159.1	156.8	146.3	133.5	120.6
70°	671.8	314.4	170.4	149.3	157.6	165.9	173.4	172.7	162.1	146.3	125.9
72.5°	464.5	214.9	138.0	139.5	153.1	168.1	177.9	182.5	171.9	153.1	128.9
75°	279.7	137.2	116.1	125.9	139.5	154.6	170.4	171.9	159.8	141.0	120.6
77.5°	137.2	98.8	95.8	99.5	112.3	125.2	131.9	123.7	116.1	103.3	95.8
80°	82.9	77.7	76.2	84.4	92.0	89.7	84.4	77.7	73.9	70.9	67.9
82.5°	69.4	70.1	71.6	73.1	71.6	63.3	54.3	49.8	46.7	46.7	47.5
85°	70.9	72.4	66.4	61.1	54.3	45.2	36.9	31.7	32.4	33.2	33.2
87.5°	55.0	52.8	46.7	38.5	30.9	22.6	18.1	15.1	16.6	15.8	17.3
90°	0.0	0.0	0.0	0.0	0.0	0.0	0.0	0.0	0.0	0.0	0.0



REPORT NUMBER: P141124

CATALOG NUMBER: EMM-F03-LED-E1-SL3-7030

CANDELA DISTRIBUTION (continued):

	160°	165°	170°	175°	180°
0°	694.4	694.4	694.4	694.4	694.4
2.5°	677.1	676.3	677.1	677.1	677.8
5°	665.0	663.5	663.5	664.3	664.3
7.5°	662.0	660.5	660.5	661.3	660.5
10°	672.6	671.8	673.3	672.6	672.6
12.5°	704.2	704.2	707.2	708.8	707.2
15°	747.2	745.7	748.0	748.7	749.5
17.5°	771.3	764.5	762.3	763.8	760.8
20°	757.8	746.5	741.9	741.2	735.9
22.5°	719.3	702.7	695.9	692.9	686.9
25°	665.0	645.4	636.4	628.8	625.1
27.5°	600.2	576.1	563.2	557.2	554.9
30°	518.7	495.4	476.5	466.7	463.7
32.5°	428.3	394.3	374.7	362.7	354.4
35°	319.7	287.3	272.9	263.9	253.3
37.5°	232.2	212.6	200.6	194.5	192.3
40°	179.5	169.6	163.6	162.9	162.1
42.5°	155.3	150.8	150.0	148.5	147.0
45°	143.3	141.8	142.5	140.2	138.7
47.5°	135.0	134.2	134.2	132.7	131.9
50°	128.2	128.2	127.4	126.7	126.7
52.5°	122.1	122.9	122.9	121.4	121.4
55°	116.9	116.9	117.6	116.9	116.9
57.5°	113.1	112.3	113.1	113.1	113.1
60°	110.8	109.3	108.6	109.3	109.3
62.5°	108.6	106.3	105.6	105.6	106.3
65°	108.6	104.8	103.3	103.3	102.5
67°	109.3	103.3	100.3	98.8	98.0
67.5°	109.3	102.5	98.8	98.0	97.3
70°	109.3	99.5	94.2	90.5	90.5
72.5°	108.6	96.5	88.2	84.4	82.9
75°	103.3	91.2	83.7	79.2	77.7
77.5°	86.7	79.2	75.4	71.6	70.9
80°	65.6	61.8	58.8	50.5	46.7
82.5°	46.7	44.5	39.2	36.2	33.9
85°	33.2	30.9	28.7	25.6	25.6
87.5°	18.1	17.3	16.6	15.1	13.6
90°	0.0	0.0	0.0	0.0	0.0

(END OF REPORT)